

SUMMARY UNIT 2 – 5º E.PRIMARIA

Points, Lines, and Color Patches



- Points are the smallest artistic element and come in various sizes.
- Lines mark the outline of elements and can have different shapes, thicknesses, directions, and colors.
- Color patches are an area of color that can define shapes.

Types of Lines according to Shape

Simple Lines

Straight and curved



Composite Lines: Jagged, wavy, or mixed


Compound lines



Jagged



Wavy



Mixed

Texture : This element of artistic expression gives a surface its appearance.

Tactile: you can see the texture and touch its surface, like the bark of a tree.



Visual: you can only perceive the texture by looking at it. When you touch it, the surface is flat. Photographs are an example.




Linear Art Techniques: Linear art involves reproducing lines and points to create volume, shadows, or decorative motifs. There are two techniques:

Lines drawn in one direction.

Lines in one direction


Lines are made in the same direction. For dark sections, you draw many lines together. For lighter sections, you draw fewer lines and separate them more.



Repeated dots, as in Pointillism.

Pointillism

Dots are used in the darker sections. You draw dots close together or draw bigger dots. In the lighter sections, you use smaller dots or separate them more.



Color Patches for Drawing Objects

All two-dimensional art uses color patches to represent objects.

